

SPECIFICATIONS

VARIANT	2.0G (AT)	2.0E (AT)	2.0E (MT)
ENGINE			
Model	1TR-FE		
Type	4-cylinder In-line, 16-valve, DOHC with Dual VVT-i		
Displacement (Bore x Stroke)	cc (mm) 1,998 (86.0 x 86.0)		
Max. Output (SAE-Net)	kW (PS) / rpm 102 (139) / 5,600		
Max. Torque (SAE-Net)	Nm / rpm 183 / 4,000		
TRANSMISSION			
Type	6-speed Automatic with Sequential Shifter	5-speed Manual	
CHASSIS			
Tyres & Rims (Including Spare Wheel)	205 / 65R16, Alloy		
MEASUREMENTS			
Weight Kerb / Gross	(kg) 1,720 / 2,360	1,715 / 2,360	1,700 / 2,350
Fuel Capacity	(litre) 55		
EXTERIOR FEATURES			
Headlamps	Halogen Multi-reflector (with Auto On/Off and Follow Me Home Function) and Manual Levelling		
Daytime Running Lights	With (Bulb)		
Fog Lamps	Front / Rear	With / With	Without / With
Radiator Grille	Chrome with Silver & Black Paint	Silver Paint & Material Colour	
Wing Mirrors	Power Adjustable & Retractable with Turn Signal & Puddle Lamp	Power Adjustable with Turn Signal Lamp	
Door Handles	Chrome	Body Colour	
Rear Spoiler	With (With LED High Mount Stop Lamp)		
Wipers	Front / Rear	Intermittent with Time Adjustable & Mist / With	Intermittent & Mist / With
INTERIOR FEATURES			
Meter Panel	Type	Optitron with Illumination Control	Back Light
	Multi-information Display (MID)	With (4.2" Colour TFT)	With
Instrument Panel	Wood and Silver Trim	Black and Silver Trim	
Audio System	CD Player with Tuner, MP3, AUX-Jack, USB & Bluetooth®, and 6 Speakers		
Air-conditioning	Front / Rear	Automatic / Automatic	Manual / Manual
Steering Wheel	Type	3-spoke Leather Wrapped with Wood & Silver Trim, Tilt & Telescopic Adjustable	3-spoke Urethane with Silver Trim, Tilt & Telescopic Adjustable
	Switches	Audio, MID, Bluetooth® Hands-free	
Smart Entry & Start System	With	Without (with Jack Knife Key)	
Power Windows	With (Auto Up / Down with Jam Protection for All Windows)	With (Driver Side Auto Up / Down with Jam Protection)	
Sunvisor	With (Mirror & Lamp)	With (Mirror)	
Drive Mode	With (Normal, ECO and Power Mode)		
Gear Knob	Leather Wrapped with Silver Ornament	Urethane	
Accessory Power Outlet	With (12V x 2)		
Assist Grips	Roof x 6	Roof x 5	
Door Trim	Fabric Wrapped with Silver & Piano Black Finish	Fabric Wrapped	
Seats	Material	Fabric (Black)	
	Front Seats	Driver Seat	6-way Manual Adjustable
		Front Passenger	4-way Manual Adjustable
	2nd Row	Type	60:40 Split Fold, One Touch Tumble, with 3 Headrests
		Armrest	With (With Cup Holders) Without
	3rd Row	Type	50:50 Split Fold, One Touch Easy Space Up, with 3 Headrests
Storage	Centre Console Box	With (Soft Lid)	With (Lid)

- UMW Toyota Motor reserves the right to alter any details of specifications and equipment without notice.
- Details of specifications and equipment are also subject to change to suit local conditions and requirements.
- NOTE: Vehicle and specifications in this catalogue may vary from models available locally.
- Optional accessories are available at extra cost. Vehicle body and accessory colours might differ slightly from the printed photos in this catalogue.



5 years warranty from the date of first registration with unlimited mileage. Terms and Conditions apply.



Innova 2.0G has been awarded a 5-star rating in the Adult Occupant Protection category.



Best Child Occupant Protection for MPV Category.



Energy Efficient Vehicle



For Your Auto-Financing Needs

For more information, please contact:

M12/Y16

ALL-NEW INNOVA

PRESTIGE PERFECTED



Best Child Occupant Protection for MPV Category.



TOYOTA
ALL ABOUT THE DRIVE



2.0G



2.0G



Easy Closer Back Door*
A redesigned back door that is easier to close and quieter too so that the little ones won't be disturbed.
**For 2.0G only*



Shark Fin Antenna
An stylish antenna tunes in to all your favourite radio stations.



16" Alloy Rims
Rims made in high-quality alloy, designed to match a prestige MPV.

EXTERIOR



Automatic Halogen Multi-Reflector Headlamps with Daytime Running Lights (DRL) and Follow Me Home Function
Keeps the road ahead visible at all times of the day. The Follow Me Home function keeps the headlamps on for 30 seconds after parking.



Power Retractable Wing Mirror and Puddle Lamps*
Electrically retractable wing mirror at the push of button, and comes equipped with puddle lamps that illuminate the ground when the front doors are opened at night.
**For 2.0G only*



Can you fit all of these items into the Innova?

A collection of items arranged vertically on the right side of the page. From top to bottom: a bright green rolling suitcase, a brown fabric bag filled with items, a wicker picnic basket with a red and white striped cloth, a golf bag in a black and white cover, a pink and white pet carrier with a dog inside, a colorful beach ball, and a bright pink inflatable ring.

A storage compartment that fits it all
Flexible storage options for an already large boot allow the easy packing and transport of all your favourite things.

Have a go with the stickers provided!*

*Stickers are not reflective of actual item size and packing methods, and merely provide an interactive visual demo.

INTERIOR



Instrument Panel

Redesigned to match its prestigious new interior, the instrument elegantly wraps around the front cabin putting everything in comfortable reach and view.

Innova 2.0G

Decorated with silver and wood trim, for a touch of modern luxury.

Innova 2.0E

Decorated with black and silver trim, for a sleek and minimal finish.



Optitron Meter with Colour MID*

Blue and white lights illuminate the optitron meter for perfect visibility in all conditions.

*For 2.0G only



Spacious 8-seater

2.0G



Cool Box

Upper glove box is equipped with a cooling function to keep drinks chilled on the road.



Versatile Seating Arrangement

The cabin seating is easily reconfigured for your needs, whether it's business or family.

Disclaimer: Folding paper seats above do not represent actual finishing in the car, and serve as a simple demo of the actual feature.



LED Ambient Lighting*

The cabin glows in a relaxing blue at the press of a button via lighting installed in the ceiling.

*For 2.0G only



2nd Row Seat Back Table*

Passengers are given the luxury of seatback tables with cupholders, for convenient in-car dining, or use as a workspace. Also equipped with hooks that hold up to 10kg.

*For 2.0G only

FAMILY OUTING

A more pleasant family outing begins the moment you set foot in an Innova. With higher quality finishing and an increased functionality, each trip is even more comfortable and convenient.



Power Windows

Automatic windows on all 4 doors, equipped with jam protection*.

**For 2.0G only*



2nd Row 12V Power Socket

A convenient power socket is available for rear passengers to charge devices.



Multiple Storage Spaces

Cupholders, compartments for gadgets and gear, nooks and luggage space, for anything you can think of. The all-new Innova is now even more spacious.



COMFORT & CONVENIENCE

Air-conditioning

Front and rear automatic* air-conditioning helps maintain an evenly cooled cabin, even at full occupancy on the warmest days.

Passengers get personal air conditioning thanks to air conditioning vents installed in the 2nd and 3rd rows.

**For 2.0G only*



Smart Entry & Start System*

With key fob in pocket, front doors unlock with just the push of a button located on the outside of the chrome handles. Once inside, you simply step on the brake and push the start button to get going.

**For 2.0G only*



Silence is Golden

Noise is reduced at its source thanks to these features.

Engine Compartment

A sound insulated engine bay makes every drive a comfortably quiet one.

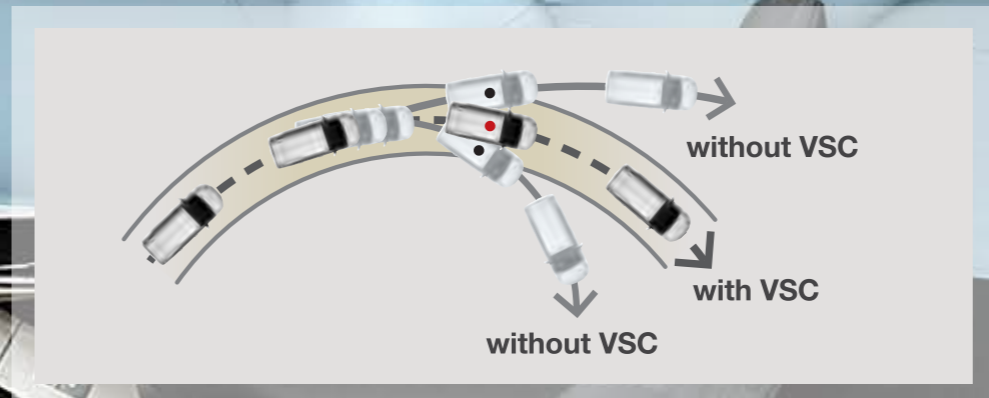
Cabin Insulation

Sound insulation covers much of the cabin for a more calm and pleasant ride, from expansion foam installed in the body, the use of sponge sealant, to sound dampening carpet on the floor.




SAFETY

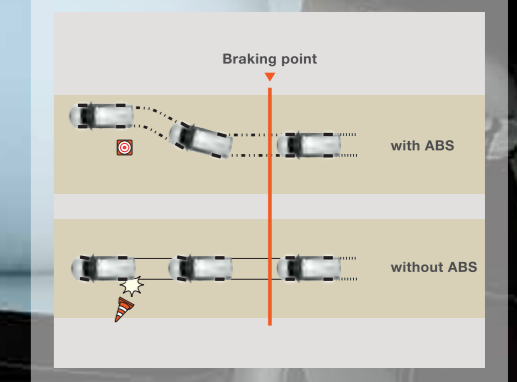
ACTIVE SAFETY



Vehicle Stability Control (VSC) with Brake Assist (BA)*
 Stops the vehicle from spinning during sudden avoidance manoeuvres by braking individual wheels, preventing understeer and oversteer.
 Brake assist automatically applies a large braking force when sudden braking is detected.
**For 2.0G only*

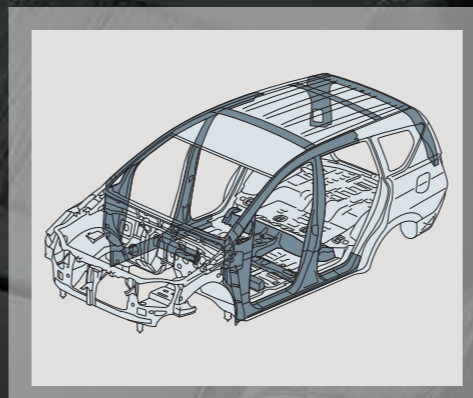


Hill-start Assist Control (HAC)*
 Prevents the vehicle from rolling backwards when moving off steep slopes. Brake pressure is momentarily maintained when the brake is deactivated, and smoothly released as the accelerator pedal is pressed.
**For 2.0G only*

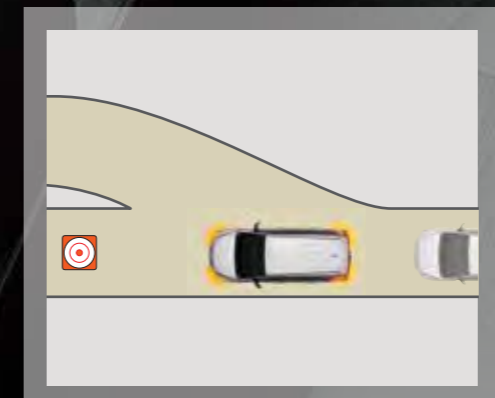


ABS and EBD
 Prevents tyres from locking during braking, for more stable stops especially on slippery road surfaces.

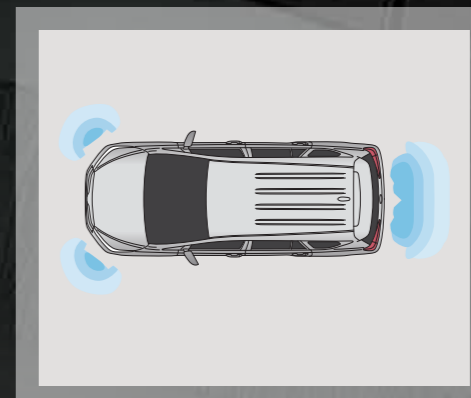
PASSIVE SAFETY



Impact Absorbing Body & Frame Structure
 The body structure effectively absorbs impact in the event of collision. Made of high-tensile steel sheets and supplementary materials to further ensure the safety of all passengers. If a collision occurs, the impact energy is absorbed and effectively distributed throughout the body and structure, reducing the risk of injury to passengers.




Emergency Stop Signal*
 Emergency braking activates the hazard warning lights, alerting vehicles in the rear and reducing the possibility of a rear-end collision.
**For 2.0G only*



Parking Sensors
 Front and rear parking sensors alert the driver when the vehicle is in close proximity to any object, protecting you and the vehicle from any mishaps while parking.

SECURITY



Alarm System
 The Innova is equipped with immobiliser, siren with back-up battery, intrusion sensor, double locking, speed auto door lock, and a glass break sensor for increased peace of mind.

7 SRS Airbags*
 Driver, front passenger, side, curtain and driver's knee airbags provide complete protection for driver and passengers in the event of a collision.
**For 2.0G only. Other variants are equipped with 3 airbags (driver, front passenger, driver's knee).*



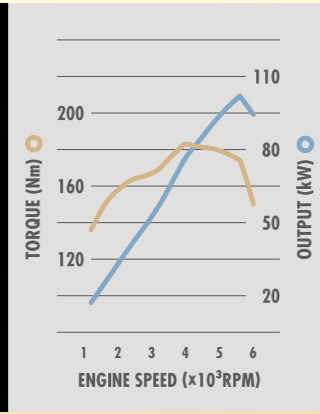
Innova 2.0G has been awarded a 5-star rating in the Adult Occupant Protection category.



Best Child Occupant Protection for MPV Category.

2.0G

PERFORMANCE



2.0L 1TR-FE Dual VVT-i Engine

A new engine provides enhanced fuel efficiency and mid-ranged torque for more fun behind the wheel. Other upgrades include a lighter roller rocker arm, retainer and valve springs for better fuel efficiency, enhanced combustion efficiency with Dual VVT-i, optimised parts for reduced engine friction, and more.

Suspension

A new suspension system has been included for more luxurious ride comfort. Double wishbone (front) and 4-link suspension (rear) work together to create a smoother experience on the road, with additional damping at medium and high speeds. The rear suspension has also been improved with larger shock absorbers.



6-speed AT Transmission

Now standard in all automatic variants, the wider gear ratio spread provides more power during acceleration, and low cruising RPM for better fuel efficiency and reduced noise.



Drive Mode Switch

Choose from 3 drive modes including:

- Normal:** For everyday use. Provides the best balance between fuel efficiency and performance.
- ECO:** Reduces power consumption based on acceleration and optimises A/C cooling for maximum efficiency.
- Power:** Enhanced acceleration for a more exciting drive.

COLOUR SELECTION



INTERIOR



2.0G



2.0E

OPTIONAL ACCESSORIES




DVD-AVN System (Audio Video Navigation) with Reverse Camera
DVD Player with 8" Capacitive Touch Screen, Smartphone Connectivity*, Wifi, Internet Browser, Voice Recognition, HDMI, USB, Bluetooth®, Navigation & Reverse Camera with Guide Lines.



Toyota Premium Security & Solar Film



DVD-AVX System (Audio Video Auxiliary) with Reverse Camera
DVD Player with 8" Capacitive Touch Screen, Smartphone Connectivity*, Wifi, Internet Browser, Voice Recognition, HDMI, USB, Bluetooth® & Reverse Camera with Guide Lines.



Toyota Essential Solar Film

Window Tint
Protect yourself and your passengers from harmful UV and infra-red rays, and glare.

*Functions availability may vary depending on smartphones.