

HILUX

BEYOND DIMENSIONS

toyota.com.my



TOYOTA
ALL ABOUT THE DRIVE



The Dimension of Rocks
Only the tough and powerful are
able to conquer such harsh terrains.

Image(s) shown may vary for different variants.

BEYOND POWER

The Hilux boasts a surprisingly quiet engine that offers superior torque at low rpm, great performance at high speed and heightened fuel efficiency to bring to you a truly exhilarating experience throughout your journey.



ECO / Power Drive Mode Selector [G & G STD variants only]

Normal

Provides the best balance between performance and fuel efficiency.

ECO

Optimises air-conditioner cooling and reduces throttle response to maximise fuel efficiency.

Power

Improved throttle reaction provides a more responsive drive.

PERFORMANCE

This engine houses a High Pressure Common Rail Fuel System that enables a more precise fuel delivery, improving power and fuel efficiency. When coupled with the Electronically Controlled VNT that improves engine response and acceleration, and a Timing Chain that reduces maintenance costs and improves durability, it produces a greater amount of power and low end torque that is truly worthy of the Hilux. Enjoy effortless acceleration and driving, even with a full load, reaching maximum torque at just 1,600RPM.

2.8 LITRE ENGINE

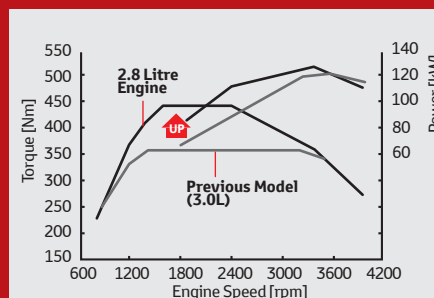
1GD-FTV

2.8L Intercooler VNT

Max Power 130kW (177PS) / 3,400 rpm

Max Torque 450Nm / 1,600 – 2,400 rpm

Electronic Common-rail Fuel Injection System



2.4 LITRE ENGINE

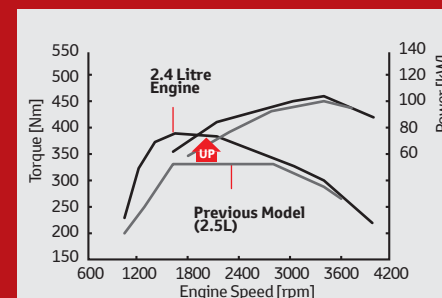
2GD-FTV

2.4L Intercooler VNT

Max Power 110kW (150PS) / 3,400 rpm

Max Torque 400Nm / 1,600 – 2,000 rpm

Electronic Common-rail Fuel Injection System



FUEL EFFICIENT

Reduced weight of engine parts, reduced mechanical friction and enhanced engine efficiency improve fuel consumption.

6-SPEED TRANSMISSIONS

The 6-speed Auto Transmission with Sequential Shift and 6-speed Manual Transmission provide a wider gear ratio. This improves acceleration and lowers cruising RPM, to lessen fuel consumption and engine noise. The 6-speed AT even has intelligent controls that identify the right gear to be in, and even blips the throttle on downshifts to ensure a smooth ride.



The Dimension of Cities

When gracing through the city,
style is demanded at all times.



Image(s) shown may vary for different variants.



Large Cargo Space

The Hilux boasts the longest deck space in its class, which allows ample space for load and luggage. It also has a protective bedliner* to shield the deck from scratches. **[*Double Cab variants only]**



Auto LED Headlamps with LED Daytime Running Lights (DRL) **[2.8G variant only]**

New and advanced LED Projector Headlamps (Low Beam) illuminate automatically when it becomes dark and reduce power consumption by up to 60% compared to conventional halogen bulbs, while sleekly-styled DRLs improve your visibility during the day.

Follow Me Home Function **[All variants]**

The Follow Me Home function illuminates the headlamps for 30 seconds when exiting the vehicle to light up the path to your home.



BEYOND STYLE

Every contour of the Hilux is shaped to impress. The aggressive front lamps complement the sleek front grille, which in turn complements the bold lower bumper that stylishly flows to the back of the body - a contemporary piece of art.



1. Sleek Front Grille

The front radiator grille design flows into the headlamps to provide a sense of unity.

2. Power-adjustable and Retractable Wing Mirrors **[G & G STD variants only]**

An aerodynamic design complements the adjustable and retractable wing mirrors.

3. Alloy Rims

Stylish 18" Alloy Rims with Highway Terrain Tyres provide excellent road holding and highway cruising comfort. **[2.8G variant only]**

17" Alloy Rims with All-terrain Tyres provide the best on- and off-road traction without sacrificing comfort. **[2.4G & G STD variants only]**

4. Rear Combination Lamps

Contribute to a tougher overall look, complete with a Rear Fog Lamp to enhance visibility in bad weather.

5 & 6. Chrome Finishing Door Handles **[G & G STD variants only]**

Open the doors to style with contemporarily-designed door handles.

7. High Ground Clearance

High ground clearance enables the Hilux to traverse even the most demanding kinds of terrain.



Black Interior with Combination Leather Seats

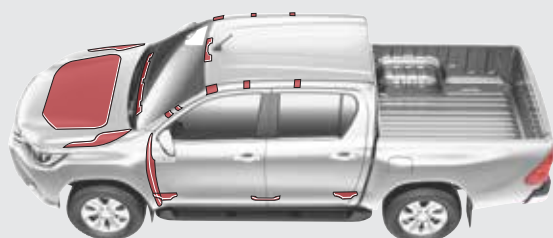
[AT variants only]

The SUV-like interior and 8-way power adjustable driver seat provide an extraordinary level of comfort.



Smart Entry and Start System [G & G STD variants only]

Open the doors and start the engine without taking the keys out of your pocket.



Interior Quietness

Various insulating materials around the Hilux cabin and engine bay reduce road, wind and engine noise significantly. The engine is also quieter by the improved design of the combustion chamber.



1. DVD-AVX (Audio Video Auxiliary) with Reverse Camera [2.8G & 2.4G variants only]

A 6.1" Touch Screen DVD-AVX Display audio with MP3, USB, Auxiliary and Bluetooth® offers entertainment at your fingertips. The reverse camera also allows you to take a detailed look at low-lying obstacles behind the Hilux, which is a great safety feature.

2. Optitron Meter Panel with Multi-Information Display [2.8G variant only]

A 4.2" full colour MID with an illuminated Optitron Meter shows useful real-time vehicle and driving information visibly and clearly while giving a sense of luxury.

3. All Auto Power Windows [G & G STD variants only]

Equipped with hassle-free automatic up & down power windows.

4. Upper Glovebox with Cooling Function [G & G STD variants only]

The upper glovebox is equipped with a cooling function to chill your favourite drinks.

5. Leather Steering Wheel [G & G STD variants only]

Feel confident with the leather wrapped, tilt and telescopic steering wheel with integrated control buttons.

6. Rear Seats Centre Armrest [G & G STD variants only]

A rear centre armrest with cup holders ensure rear passenger comfort.

7. Rear Tip Up Seat [Double Cab variants only]

Rear seats can be tipped up to make room for more cargo, which also gives access to the under seat storage boxes.

8 & 9. Assist Grips and Side Steps

Greatly increase the convenience of entering and exiting the Hilux for children and senior citizens.

10. Digital Video Recorder (DVR) [2.8G (AT) & 2.4G (AT) variants only]

Record exciting expeditions without missing a single moment with the Digital Video Recorder.





BEYOND COMFORT

Stepping inside makes you forget that it's a pickup truck, simply because of how good it looks and how comfortable it feels. Be amazed at how quiet it is thanks to the advanced Noise Vibration & Harshness (NVH) insulation that surrounds the cabin.

The Dimension of Seashores
The comfort of the beach welcomes
those who want to relax.



Image(s) shown may vary for different variants.



The Dimension of Highways

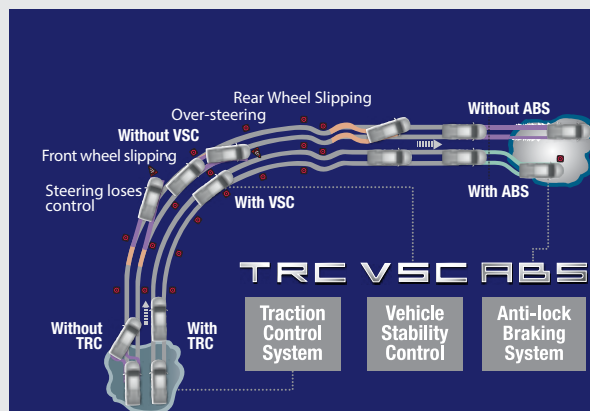
The well-prepared always feel safe
going through dangerous situations.

Image(s) shown may vary for different variants.



7 SRS Airbags [7 for 2.8G variant, 3 for other variants]

Provides maximum protection in the event of an undesirable occurrence.



Traction Control System (TRC) and Vehicle Stability Control (VSC) [AT variants only]

TRC improves traction when moving off/accelerating on slippery surfaces, while VSC prevents the Hilux from spinning when sudden manoeuvres are needed.

Anti-lock Braking System (ABS) with Electronic Brake Force Distribution (EBD)

ABS prevents wheel lock-up during braking while EBD optimally distributes braking power to each wheel according to the current load and weight.



Hilux (AT) has been awarded a 5-star rating in the Adult Occupant Protection category.

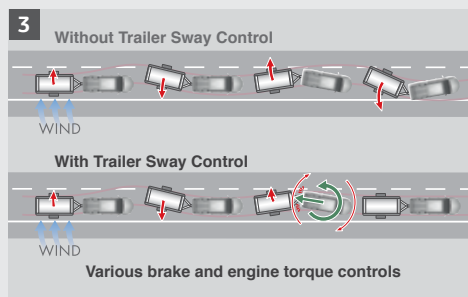
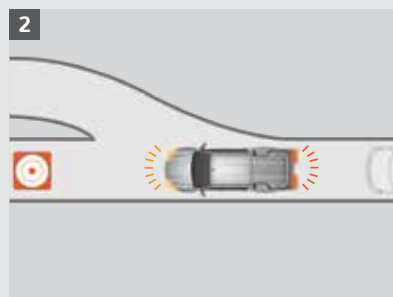


1. Hill-start Assist Control (HAC) [AT variants only]

Prevents the Hilux from rolling back when moving off up a steep slope, ensuring greater driving safety.

2. Emergency Stop Signal (ESS) and Brake Assist (BA) [AT variants only]

Sudden braking will cause the emergency signals of the Hilux, to flash to warn vehicles behind it, while Brake Assist ensures that maximum braking force is applied when an emergency brake is detected.



3. Trailer Sway Control (TSC) [AT variants only]

When crosswinds, irregular road surfaces or sudden steering affects a towed trailer, the movement of the trailer is lessened so that it doesn't go out of control.

4. ISOFIX [Double Cab variants only]

The rear seats are equipped with ISOFIX child seat mounting points to provide maximum protection for your child.



5. Security System [2.8G, 2.4G, 2.4G STD & 2x4 variants only]

Comprises a full range of security features such as an immobiliser, siren with back-up battery, an intrusion sensor, double locking and speed auto door lock.

BEYOND SAFETY

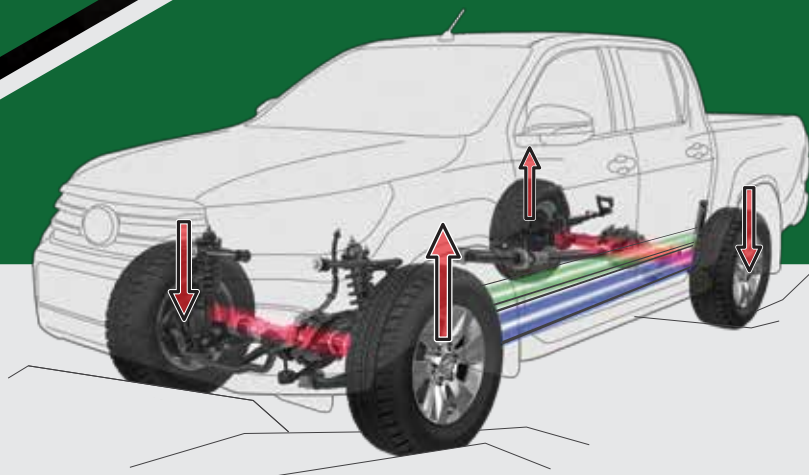
When lives are on the line, safety comes above all else. This is why the Hilux is fitted with a full set of safety features to ensure that you, your family and your friends will be shielded from danger.





BEYOND STABILITY

Going off-road is not as easy as it looks. You could be trapped on uneven terrain, get stuck in mud, or get caught in other unwanted situations. The Hilux allows you to manoeuvre through them all as you confidently go where you want to, how you want to.



Active Traction Control (A-TRC) [AT variants only]

When sensors detect a wheel losing traction in L4 mode, the system will individually brake that wheel and transfer power to the opposite wheel on the same axle. This helps the Hilux maintain forward momentum and drive through tough situations easily.



Rear Differential Lock [4x4 variants only]

Improves traction on undesirable road conditions by providing equal amounts of torque to both rear wheels.



4WD Transfer Dial [4x4 variants only]

Easily switch from 2WD to 4WD with just a twist of a knob.



Greatly Enhanced Suspension

Aside from larger shock absorbers that significantly increase ride comfort and stability, the overall suspension of the Hilux has been greatly enhanced to provide improved roll stiffness, off-road traction and wheel articulation.



All-terrain Tyres
[17" all-terrain tyres are for 2.4G, G STD, 2X4 & STD variants only]



The Dimension of Rainforests
A responsive, well-built body is needed
to master the challenges of the forest.



Image(s) shown may vary for different variants.



The Dimension of Deserts



Tough is the name of those who can overcome the burning sands.



Image(s) shown may vary for different variants.

BEYOND TOUGHNESS

The Hilux has always been tough but this didn't stop us from trying to make it tougher. It has been repeatedly fine-tuned to overcome the world's harshest weather conditions and unforgiving landscapes, to create a vehicle that will help you cruise through all kinds of terrain with ease.



High-tensile steel sheets

Body Structure And Chassis

The frame and chassis are now enhanced with the use of lightweight high-tensile steel to make your vehicle tougher, more durable, more precise when taking corners, and more comfortable.

Underbody Protection

Thick steel plates protect the engine, transmission and fuel tank of the Hilux from underbody damage.

Increased Welding Spots

The upper body has been enhanced with an additional 120 spot welds and stronger steel plates to improve body rigidity and safety.

Dominate Every Dimension with Your Presence

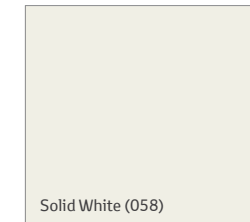
Choose a colour, accessorise and buckle up, because it's going to be an exciting ride here on out.

EXTERIOR COLOUR OPTIONS

Hilux Double Cab



Hilux Single Cab



INTERIOR STYLE OF VARIANTS



2.8G (AT) 4x4



2.4G (AT) 4x4



2.4G (MT) 4x4



2.4 STD (MT) 4x4


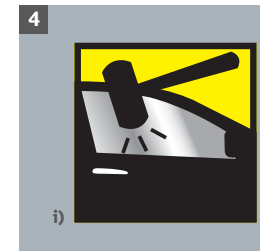


2.4 (MT) 2x4



2.4 (MT) 4x4 Single Cab

OPTIONAL ACCESSORIES



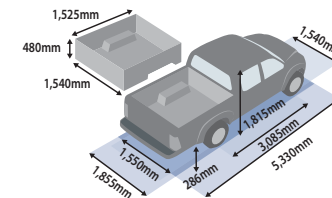
- 1. DVD-AVN System with Reverse Camera**
[Optional for G & G STD variants only]
Never be bored with a 7" smooth capacitive multi-touch screen incorporating a tuner, MP3, AUX-jack, USB, SD card slot, HDMI, Bluetooth®, WiFi Tethering, Internet browser, reverse camera, a GPS navigation system and connectivity with compatible smartphones.
- 2. Sports Bar**
[Optional for Double Cab variants]
Drive your Hilux in style with a Sports Bar to match.

- 3. Portable Tyre Pump**
[Optional for (MT) variants]
This truly convenient accessory lets you inflate your tyre(s) in an emergency, anytime, anywhere. Its various nozzles can also be used to pump up a variety of inflatables.
- 4. Window Tint**
[Optional for (MT) variants]
Protect yourself and your passengers from harmful UV and infra-red rays, and glare.
i) Toyota Premium Security & Solar Film
ii) Toyota Essential Solar Film
- 5. Bedliner**
[Optional for Single Cab variant]
The bedliner improves the look of the cargo deck, while protecting it from unsightly scratches.

SPECIFICATIONS

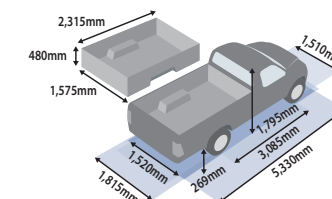
VARIANT	Double Cab 2.8G (AT) 4x4		Double Cab 2.4G (AT) 4x4		Double Cab 2.4G STD (AT) 4x4		Double Cab 2.4G (MT) 4x4		Double Cab 2.4G STD (MT) 4x4		Double Cab 2.4 (MT) 2x4		Double Cab 2.4 STD (MT) 4x4		Single Cab 2.4 (MT) 4x4			
ENGINE																		
Model		1GD-FTV				2GD-FTV												
Type		4-cylinder, In-line, 16V, DOHC Intercooler VNT Diesel																
Displacement (Bore x Stroke)		cc (mm)		2,755 (92.0 x 103.6)		2,393 (92.0 x 90.0)												
Max. Output (SAE-Net)		kW (PS) / rpm		130 (177) / 3,400		110 (150) / 3,400												
Max. Torque (SAE-Net)		Nm / rpm		450 / 1,600 - 2,400		400 / 1,600 - 2,000												
Fuel Supply System		Common Rail Direct Injection																
TRANSMISSION																		
Transmission		6-speed Automatic with Super ECT & Sequential Shifter						6-speed Manual										
Gear Ratio		1st: 3.600; 2nd: 2.090; 3rd: 1.488; 4th: 1.000; 5th: 0.687; 6th: 0.580; Reverse: 3.732						1st: 4.784; 2nd: 2.423; 3rd: 1.443; 4th: 1.000; 5th: 0.777; 6th: 0.643; Reverse: 4.066										
CHASSIS																		
Suspension		Front / Rear		Independent Double Wishbone with Coil Spring & Stabiliser / Leaf Spring, Rigid Axle														
Brakes		Front / Rear		Ventilated Disc / Leading-trailing Drum														
Drivetrain		Part-time 4WD with Automatic Disconnecting Differential (ADD)																
Rear Differential Lock		With																
Steering		Type		Rack & Pinion with Hydraulic Power Assist														
Tyres & Rims				265/60R18, Alloy & Highway Terrain Tyres		265/65R17, Alloy & All-terrain Tyres						265/65R17, Steel (with Wheel Cap) & All-terrain Tyres				205R16C, Steel & Commercial Tyres		
Spare Tyre & Rim				265/60R18, Alloy		265/65R17, Steel										205R16C, Steel		
Min. Turning Radius		m		6.4													6.1	
MEASUREMENTS																		
Weight		Kerb / Gross		kg		2,100 / 2,910		2,065 / 2,910		2,060 / 2,910		1,970 / 2,810		2,050 / 2,910		1,955 / 2,870		
Min. Ground Clearance		mm		286													269	
Fuel Capacity		litre		80														
EXTERIOR FEATURES																		
Headlamps		Type		Automatic LED Projector (with Follow Me Home Function)		Automatic Halogen Multi-reflector (with Follow Me Home Function)												
Daytime Running Lights				With (LED)		With (Bulb)												
Fog Lamps				With Front & Rear Fog Lamps						With Rear Fog Lamps								
Radiator Grille				Chrome						Black								
Bumper		Front / Rear		Body Colour / Chrome						Body Colour / Grey		Black / Grey						
Wing Mirrors				Chrome, Power Adjustable & Retractable with Turn Signal Lamp						Black, Power Adjustable with Turn Signal Lamp		Black, Manual Adjustable with Turn Signal Lamp		Black, Manual Adjustable				
Door Handles				Chrome						Black								
Bedliner				With													Optional	
INTERIOR FEATURES																		
Meter Panel		Type		Optitron with Illumination Control		Back Light												
		Multi-Information Display (MID)		With (4.2" Colour TFT)		With						Without						
Audio System		Type		2-DIN Head Unit DVD Player with 6.1" Touch Screen, Tuner, MP3, AUX-Jack, USB, SD Card & Bluetooth®		2-DIN Head Unit CD Player with Tuner, MP3, AUX-Jack, USB & Bluetooth®		2-DIN Head Unit DVD Player with 6.1" Touch Screen, Tuner, MP3, AUX-Jack, USB, SD Card & Bluetooth®		2-DIN Head Unit CD Player with Tuner, MP3, AUX-Jack, USB & Bluetooth®		2-DIN Head Unit CD Player with Tuner, MP3, AUX-Jack & USB						
		Speaker				6				4		2						
Digital Video Recorder				With		Without												
Steering Wheel		Type / Switches		4-spoke Leather Wrapped & Silver Trim, Tilt, Telescopic Adjustable / Audio, MID & Bluetooth® Hands-free													4-spoke Urethane, Tilt & Telescopic Adjustable / Without	
Smart Entry & Start System				With						Without (Keyless Entry with Jack Knife Key)		Without						
Power Windows				With (Auto Up/Down with Jam Protection for All Windows)						With (Driver Side Auto Down)		Without						
Power Door Lock				With								Without						
Drive Mode				With (Normal, ECO & Power Mode)								Without						
4WD Transfer Dial				With (Electronic)						Without		With (Electronic)						
Seat Material				Combination Leather (Black)						Fabric (Black)							PVC (Black)	
Front Seat		Driver Seat		8-way Power Adjustable						6-way Manual Adjustable		4-way Manual Adjustable						
Front Passenger										4-way Manual Adjustable							2-way Manual Adjustable	
Rear Seat		Type		Bench Type with 60:40 Tip Up with 3 x Headrest & Armrest with Cup Holders						Bench Type with Tip Up with 3 x Headrest		Without						
SAFETY																		
ACTIVE																		
Anti-lock Braking System (ABS)				With Electronic Brake-force Distribution (EBD) & Brake Assist (BA)						With Electronic Brake-force Distribution (EBD)								
Vehicle Stability Control (VSC)				With Hill-start Assist Control (HAC), Emergency Stop Signal (ESS) & Trailer Sway Control (TSC)						Without								
Active Traction Control (A-TRC)				With						Without								
Reverse Camera				With		Without		With				Without						
Reverse Sensors				With								Without						
PASSIVE																		
SRS Airbags				7 (Driver, Front Passenger, Side, Curtain & Driver Knee)		3 (Driver, Front Passenger & Driver Knee)												
Seatbelts		Front Rear		3-point ELR x 2 with Pretensioner & Force Limiter														
				3-point ELR x 3													Without	
ISOFIX				With (Outboard Rear Seats)													Without	
SECURITY																		
Alarm				2 Remote Control Keys, Immobiliser, Siren with Backup Battery, Cabin Sensor, Double Locking & Speed Auto Door Lock										Immobiliser only				

DIMENSIONS



Double Cab

- 2.8G (AT) 4x4
- 2.4G (AT) 4x4
- 2.4G STD (AT) 4x4
- 2.4G (MT) 4x4
- 2.4G STD (MT) 4x4
- 2.4 (MT) 2x4
- 2.4 STD (MT) 4x4



Single Cab

- 2.4 (MT) 4x4



5 years warranty from the date of first registration or 150,000km travelled, whichever occurs first.
Terms and conditions apply.



Hilux (AT) has been awarded a 5-star rating in the Adult Occupant Protection category.



For Your Auto-Financing Needs

- UMW Toyota Motor reserves the right to alter any details of specifications and equipment without notice.
- Details of specifications and equipment are also subject to change to suit local conditions and requirements.
- Vehicle and specifications in this catalogue may vary from models available locally. Vehicle body and accessory colours might differ slightly from the printed photos in this catalogue.
- Optional accessories are available at extra cost.
- All images used are for illustrative purposes.

For more information, please contact: